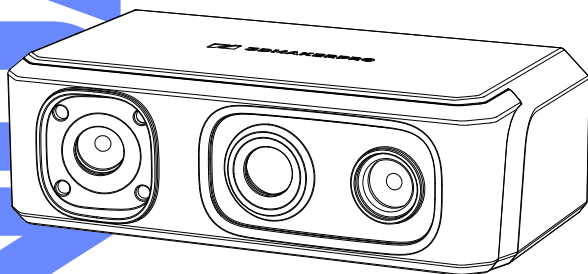


V1.2

3DMAKERPRO

store.3dmakerpro.com



SEAL & SEAL Lite

3DMAKERPRO

- f @3DMakerProCares
- @official3DMakerPro
- @3DMakerPro
- https://store.3dmakerpro.com/
- service@3dmakerpro.com

JimuMeta

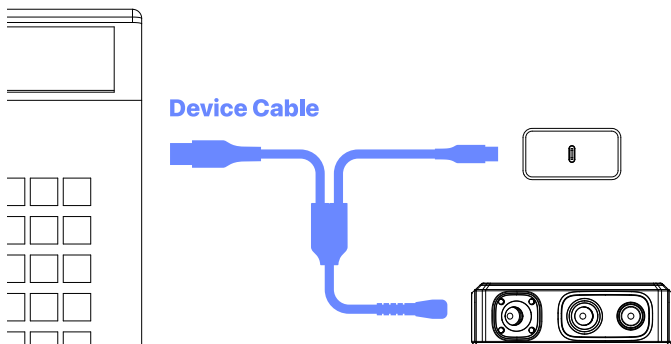
- f @JimuMeta
- @JimuMeta
- https://www.jimumeta.com/
- service@jimumeta.com

Download latest **JMStudio** from
<https://forum.jimumeta.com/home/help/download.html>

Get latest **Manual** from
<https://forum.jimumeta.com/home/help/manual.html>

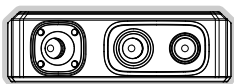


Hardware Connection



Plug the longer end of the device cable into the scanner, another two shorter ends into the PC and power adapter respectively.

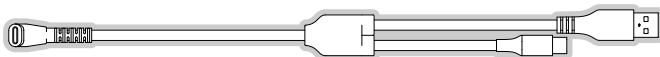
Packing List



Scanner Body



Power Adapter



Device Cable

* Product images are for illustrative purposes only.

Operating System Requirement



Minimum

Intel Core i5 8th, 16GB RAM, MX250 GPU with 2GB VRAM

Recommended

Intel Core i7 8th, 16GB RAM, NVIDIA1060 GPU with 4GB VRAM



To prevent antivirus software from blocking the driver, please uninstall the antivirus software.