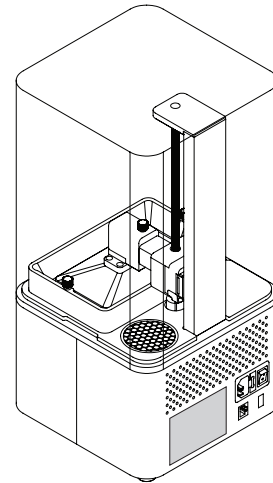


For information on maintenance and operation of the device, go to <https://support.zortrax.com/user-guides/>.

The durable medium (SD card or USB flash drive) also includes a copy of the Warranty Terms, Quick Start and User Guide. By operating the device for the first time, you confirm that you understand all safety rules included in the User Guide.



## Downloads

Visit <http://support.zortrax.com/downloads/> at Zortrax Support Center and choose your files.

» Z-SUITE® Software for Windows/Mac

» Z-Firmware

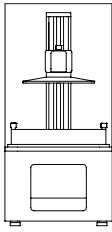
To start the download, enter the serial number which can be found at the back of the device.

## Warning notices

- Be careful when handling or operating the device.
- All maintenance and operation activities require wearing safety gloves and glasses included in the Starter Kit.
- Keep the printer away from heat sources, fire, flammable materials, humidity as well as water and other liquids. Place the machine away from any equipment emitting radiation. To prevent any inadvertent use, keep the device out of reach of children and animals.

## Best practices

- Unplug the device once it stops running. Some of the elements should not be plugged to the power supply for too long.
- It is advisable to make a backup copy of the data kept on the storage device.
- Keep the original packaging in case your device needs servicing. The original packaging provide better protection during transport. Information on how to properly pack your device can be found at: <http://support.zortrax.com/packing-inkspire/>
- Using any equipment that change the parameters of the device may cause breakdowns and result in losing the warranty.
- It is forbidden to shake or drop the device as it may cause breakdowns and result in losing the warranty.
- Modifying or fixing the device should be performed in accordance with tips and manuals available at <http://support.zortrax.com> or advice given by the technical specialists.
- In case of difficulties with operating your device, at first you should seek guidance in the User Guide, check the manuals available at: <http://support.zortrax.com/>, or consult our technical specialists through the Support Form available at: <http://support.zortrax.com/support-form/>.



**Zortrax Inkspire  
3D Printer**



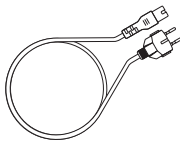
**USB Drive**



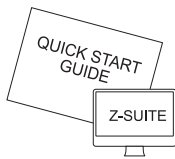
**WIFI**



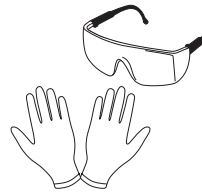
**UV Resin**



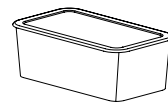
**Power Cable**



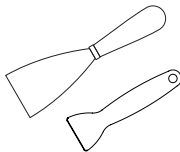
**Z-SUITE &  
Quick Start Guide**



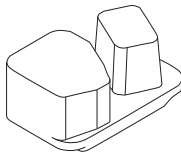
**Safety Gloves &  
Safety Glasses**




**Cleaning Box**



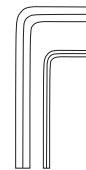
**Spatula &  
Plastic Spatula**



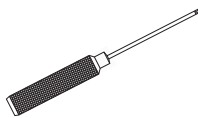
**Platform  
Rotating Jig**



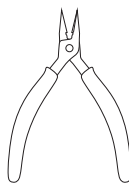
**Plastic Wrench**



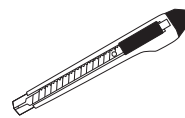
**Allen Keys**




**Screwdriver**



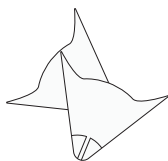
**Pliers**



**Cutting Knife**



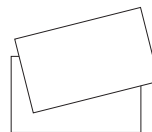
**Adhesive Piece**



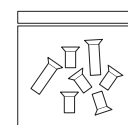
**Funnel**



**Silicone Funnel**



**FEP Film**



**Additional  
Screws**